


# What's On Nursery/Reception



# Nursery/Reception



Mrs Hanif  
Assistant Head Teacher  
EYFS Lead



Mrs Druce  
Nursery



R Elephants  
Mrs Hassan



R Ducklings  
Miss Speak




R Cats  
Miss Seek

	Week 1	Week 2	Week 3	Week 4	Week 5	Week 6	Week 7
English	The Gingerbread Man						
	Learning repeated refrains			Instructions			
Maths	Cardinality & Counting Recites numbers in order to 5	Cardinality & Counting 1:1 correspondence (in a line)	Cardinality & Counting 1:1 correspondence of irregular patterns	Cardinality & Counting Subitising 1-5	Cardinality & Counting Subitising 1-5	Cardinality & Counting Subitising 1-5	Cardinality & Counting Revisit any gaps in children's knowledge from previous weeks

	Week 1	Week 2	Week 3	Week 4	Week 5	Week 6	Week 7
Understanding the World	Exploring the World						
	Repeat actions that have an effect		Explore materials with different textures				
Expressive Arts	Explore different materials using all their senses to investigate them.		Use their imagination as to what they can do with different materials				
PSED	Feel strong enough to express a range of emotions		Safely explore emotions normal range through play				
Communication and Language	Story Time: Discussing : Developing listening skills Begin to understand what is being said						
PE	Explore different textures						
English	Jasper's Beanstalk						
	Instructions						
Maths	Positional Language Introduce Positional Language On / next to/inside	Cardinality & Counting 1:1 correspondence (in a line) matching the numeral 1-5 (then to 10)	Cardinality & Counting 1:1 correspondence of irregular patterns matching the numeral 1-5 (then to 10)	Cardinality & Counting Subitising 1-6 match with numeral	Cardinality & Counting Compare 2 groups of objects and recognise when they have the same number (Subitise and count)	Cardinality & Counting Counts out objects to 5 from a group understanding that the number they stop on is the total value.	AFL-Recap objectives that are needed.
Understanding the World	Gardens and Growing						
	How to plant seeds and care for growing plants		Understand the key features of the life cycle of a plant and an animal			Begin to understand the need to respect and care for the natural environment and all living things.	
Expressive Arts	Sing the melodic shape (moving melody) of familiar e. songs.		Sing the pitch of a tone sung by another another adult			Respond to what they have heard, expressing their thoughts and feelings	
PSED	Play with one or more people extending play ideas.		Help to find solutions to conflicts and rivalries and suggest other ideas.			Develop appropriate ways of being assertive	
Communication and Language	Story Time: Discussing stories. Daily Rhymes: Rhyme of the week. Poetry. Developing listening skills: Waiting for and taking turns to talk. Learning and using new vocabulary. Asking questions. Discussing how they are feeling and how others might be feeling.						

# Medium Term Plan Reception– Summer 1

	Week 1	Week 2	Week 3	Week 4	Week 5	Week 6	week 7
English	Eid		Michael Recycle		Whatever next		
	Recount		Fact file		Journey		
Maths	Counting to 20 and beyond	Counting to 20 and beyond	How many now?	Manipulate, compose and decompose	Manipulate, compose and decompose	sharing and grouping	sharing and grouping
Understanding the World	Don't lose it, Reuse it!						
	Eid Al Fitr 1 x lesson	Eid Al Fitr 2 lesson	Reduce, Reuse Recycle Sorting materials	David Attenborough	Planets	Neil Amrstrong	Tim Peake
Expressive Arts	Making decorations for the Eid party.	Making Eid cards.	Design a T-shirt	Junk Modelling - Repurposing Materials	Creating Space music.	Songs about space.	Chalking and smudging: Planet Pictures
PSED	Emotion: Excited	Emotion: Happy	Emotion: Jealousy	Independence	Emotion: Worried	Emotion: Scared	Transition
Communication and Language	Retell stories /Continue to learn new vocabulary and use it in different contexts Listen and respond to the ideas of others/Using the correct tenses to talk about past, present and future Articulate thoughts in well formed sentences and connect ideas using connectives. /Describe events in some detail						
PE	PE: Fitness / Junior Jam						
Provision	Sustainability: Repurposing materials so they don't get thrown away, foil painting - Marbling Sorting different materials - metal/plastic/magnets						



**PE Days (NEW)**

Reception- Weds  
Nursery- Thursday

## Parents Evening

**Nursery Ants:**

**Wednesday 24th April/Wednesday 1st May 12:30 -4:00**

**Nursery Bears:**

**Wednesday 24th April 9:00 - 6:30 / Wednesday 1st May 3:30 - 6:30**

**Reception:**

**Wednesday 24th April/Wednesday 1st May 3:30 - 6:30**



Don't forget  
parents  
evening!

# Reception National Offer Day

**Tuesday 16th April**

**Email or Letter confirmation**







**School Closed**  
**Monday 6th May**





## Sentence Writing

### Phonics Games

Children's knowledge of sounds and letters can be practised regularly through games. Here are a few examples:

- Play I Spy: Play the game by saying the sound that the word starts with. 'I spy with my little eye something starting with 'c' (cat)
- Fred I spy: Sound the word out using Fred Talk for the children to then blend. 'I spy something r e d.'
- Spot words: while out shopping and ask children to identify the sounds.

### Letter Formation

In Early Years, there is a continuous focus on developing children's gross and fine motor skills in order to prepare them for writing. Once children have developed strength in their hands, they are able to grip a pencil holding the tripod grip and form letters. Letter formation works best if your child practises for a short time everyday.

As a Read, Write, Ink school, we use handwriting phrases to help children form the letters. These can be found here:  
[https://www.ruthmiskin.com/wp-content/uploads/2022/05/handwriting\\_phrases\\_v2.pdf](https://www.ruthmiskin.com/wp-content/uploads/2022/05/handwriting_phrases_v2.pdf)

Please use these phrases when supporting your child at home.

### Further Support

If you require further support, please speak to your child's class teacher. We are more than happy to help and will endeavour to support you to achieve the best outcomes for your child. Lots more support is available on YouTube if you search 'Ruth Miskin phonics', 'Ruth Miskin sentences' and 'Oxford Owl Education RWI'

## EYFS

### Phonics in Early Years

Crossley Hall Primary follow the Read, Write, Ink Scheme (RWI) to support the teaching of Reading and Writing.

RWI lessons involve children learning the letter sounds in a set order and every lesson starts with 'speed sounds' where children read the sounds learnt as quickly as they can. A frog called 'Fred' is used to help children learn the sounds, segment (split the sounds) and sound them out.

Once children can identify single sounds, they move onto 'blending'. This means putting sounds together to make a word c a t = cat

Once children are able to blend and segment, this provides a firm foundation for children to be able to read and write.

We strongly recommend that you read with your child every day and develop a love of reading and stories as studies have shown that good readers make good writers.

You can log onto oxford owl by scanning the QR code.

Log in details can be found below.



### Oxford Owl Login Details



Username: rcats23

Password: Rcats23



rducklings23

Rducklings23



relephants23

Relephants23

### Sentence Games

Children's learning develops quickly in the Early Years. For example, once Phonics is being taught regularly in Reception, you will suddenly find children are reading and writing independently!

Games are a fun way to get children writing. This can be done by using a visual stimulus like a picture or a scene or even a real life experience. You could also use some key words like 'dog', 'the', 'fish' and ask your child to think of a sentence with the word in and write it down.

### Making and Writing Sentences

In RWI sessions, children 'hold a sentence' and then have a go at writing it in their books. This involves, hearing a sentence, remembering it and then writing it down – three very important skills. In provision, we provide children with ample opportunities to write and apply the skill of 'holding the sentence' so they know what to write.


Sentence writing at home can involve asking children to write what they would like to do on the weekend, recount what they have done, write what they would like for their birthday or write about their day in school.

Encourage your child to think about what they want to write, identify what sound the word starts with and what other sounds they can hear in the word while they are writing it.

Remember to stay positive and, even if they make mistakes, do not discourage them. Instead, support them in self correcting or gives clues such as, 'What word have you missed out?' or 'What sound does dog start with?'

Remind children about:

\*Capital Letters at the start \*Finger spaces between words  
\*Full stop or punctuation at the end of the sentence





- Nursery

Children spend time coming into Reception classes and accessing provision with a known adult  
Once classes have been assigned, children begin to access their class in short bursts.

- Reception

Children begin to have lunch in the dining hall with known adults  
'Break times' introduced and children spend time in KS1 Playground  
Small groups taken across to spend time in Year1 and shared area.  
Class Teachers come down to Reception to spend time with children allocated to their class.



# Crossley Hall Primary School



## Come on in!

We would like to invite parents to another open session so you can do activities alongside your child and staff.

**Tuesday 21<sup>st</sup> May – Nursery**

**Wednesday 22<sup>nd</sup> May – Reception**



## Polite Reminders

Punctuality

Potty Training-  
3YO

Weather

New door  
timings in  
Nursery  
11:25 and 3:10

Calpol

Attendance- all  
unauthorised  
visits will require  
a home visit




Bronson Battersby –  
Home visits/ Phone calls



Summer 1 Diary Dates  
Important Dates for your Diary

Event	When	Time
BACK TO SCHOOL	Monday 8 <sup>th</sup> April	8:40am
Eid Celebrations in School	Friday 12th April	All Day
Year 6 Parent Arithmetic Lesson	Monday 15th April	2:00pm - 2:45pm
Reception- What's On Meeting for parents/carers	Tuesday 16 <sup>th</sup> April	2:30pm - 2:55pm
Reception National Offer Day	Tuesday 16 <sup>th</sup> April	N/A
Year 1, 2 and 3- What's On Meeting for parents/carers	Wednesday 17 <sup>th</sup> April	2:30pm - 2:55pm
MTC Parents Drop In	Thursday 18 <sup>th</sup> April	8:40 – 9:00
Year 4, 5 and 6- What's On Meeting for parents/carers	Thursday 18 <sup>th</sup> April	2:30pm - 2:55pm
Wonderdome in school for Reception	Wednesday 24th April	9:00 - 12:30
MAY DAY – School Closed	Monday 6 <sup>th</sup> May	All Day
Fluoride Varnish Team Visit to Reception	Wednesday 8th May	All Day
Carers Resource/ SEND Parent Event	Friday 10th May	1:30pm -3:00pm
KS2 SATs	Monday 13th May - Thursday 16th May	All Day
MTC Parents Meeting	Thursday 23rd May	8:40 - 9:15
Stay and Play sessions	Nursery- Tuesday 21st May Reception- Wednesday 22nd May	10:30 and 2:30 8:50 - 9:30
TTRockstars Day - KS2	Friday 24th May	All Day
Close for Half Term	Friday 24th May	3:00

## Arbor Parent Portal




**Did you know...**

**Being 5 minutes late every day equals 3 days of lost learning every year**

**Being 15 minutes late every day equals two weeks of lost learning every year**

**11 days off school equals 94% attendance and 66 hours of lost learning**

**19 days off school equals 90% attendance - your child is classed as a persistent absentee and will lose 114 hours of lost learning**

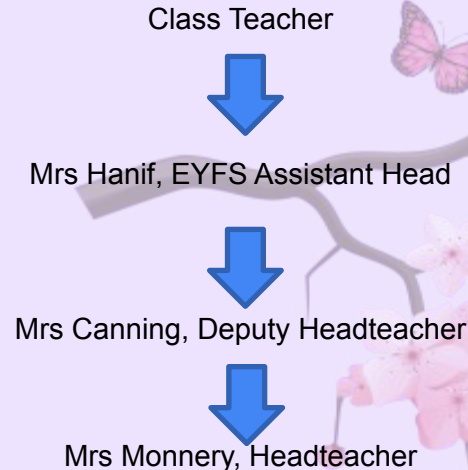




# Parent/School Communication

- We would just like to thank parents and carers for their understanding with all the changes across school. We endeavour to make transitions as smooth as possible for children and your support in this is invaluable
- We appreciate that you are trusting us with your child, we want parents and carers to feel welcome and know who they can speak to if they have any questions or concerns.

## Parent Information- who to go to if you need help



**Any questions?**

